



LabVIEW™ Library

Welcome to your information source for National Instruments LabVIEW manuals: the *LabVIEW Library*. This library contains all the documentation shipped with your version of LabVIEW in electronic (Adobe Acrobat) format.

Use the Acrobat Search Engine in this library to search by and/or phrases to find the information you're looking for quickly. You can also search for manuals by the following product lines.



LabVIEW



HiQ


If you chose to install the documentation, the documents reside on your hard drive in the `Manuals` and the `Help` directories. They are also on your LabVIEW CD. You need the Adobe Acrobat Search Plug-in to search this database. [Click here](#) for more details. You can download manuals for other product lines from <http://www.natinst.com/manuals>.

© Copyright 1999

Part Number 322325A-01

National Instruments Corporation. All rights reserved.

February 1999




**NATIONAL
INSTRUMENTS™**

SEARCH

CONTACT

HELP

LABVIEW



LIBRARY



LabVIEW

New Users

If you are a new user, complete the activities in the [LabVIEW QuickStart Guide](#) to get acquainted with LabVIEW features.

Upgrade Users

If you are upgrading from LabVIEW 5.0, refer to the [LabVIEW 5.1 Addendum](#) and the [LabVIEW 5.0 Upgrade Notes](#).


Concepts and Techniques

Use the following LabVIEW manuals to learn basic concepts and G programming techniques:

- [LabVIEW User Manual](#)
- [G Programming Reference Manual](#)
- [LabVIEW Data Acquisition Basics Manual](#)
- [LabVIEW Function and VI Reference Manual](#)
- [LabVIEW Code Interface Reference Manual](#)
- [VXI VI Reference Manual](#)

Functions and VIs

Use the [LabVIEW Online Reference](#) to learn about functions and VIs.



SEARCH

CONTACT

HELP

LABVIEW



LIBRARY



[Click here](#) for a summary of each manual.

LabVIEW Document Summaries

LabVIEW 5.1 Addendum February 1999

This document describes the process of upgrading LabVIEW for Windows, Macintosh,

5.1 and describes in detail the new features added to the

LabVIEW QuickStart Guide February 1999

This guide explains how to start using LabVIEW quickly. It provides step-by-step procedures for building VIs, using DAQ hardware, and acquiring data from instruments.

LabVIEW User Manual January 1998

This manual provides information about how to create VIs, the interfaces to which you can input and output data, how to perform analysis operations, and how LabVIEW handles network and interapplication communication.

G Programming Reference Manual January 1998

This manual describes the G programming language: the front panel and block diagram; numeric, Boolean, string, array, and cluster controls and indicators; graphs and charts; and wiring the block diagram.


[More...](#)



SEARCH

CONTACT

HELP
LABVIEW



LIBRARY

LabVIEW Data Acquisition Basics Manual January 1998

This manual includes the information you need to get started with data acquisition and LabVIEW. It shows you how to configure your software, teaches you basic concepts needed to accomplish your task, and refers you to common example VIs in LabVIEW.

LabVIEW Function and VI Reference Manual January 1998

This manual contains descriptions of all VIs and functions, including data acquisition VIs, GPIB, VXIbus, and serial port I/O VIs, digital signal processing VIs, filtering VIs, numerical and statistical VIs, networking VIs, and interapplication communications VIs.


LabVIEW Code Interface Reference Manual January 1998

This manual describes Code Interface Nodes and external subroutines for users who need to access code written in conventional programming languages.

VXI VI Reference Manual January 1998

This manual describes the VXI VIs for LabVIEW.

LabVIEW 5.0 Upgrade Notes January 1998



SEARCH



LIBRARY

This note describes the process of upgrading LabVIEW for Windows, Macintosh, and UNIX to version 5.0.

LabVIEW Online Reference February 1999

This help file describes programming with G and explains how to start using LabVIEW to develop applications. It included activities you can complete online.



HiQ

HiQ Reference Manual April 1998

This manual contains reference information about different HiQ features, including


Command Window, graphics, HiQ objects, HiQ-Sc
HiQ functions.

Getting Results with HiQ January 1999

This manual contains basic information you need to plan projects, understand the HiQ environment, navigate efficiently in the HiQ environment, and implement basic analysis and visualization features.

HiQ Release and Upgrade Notes Version 4.1 January 1999

These notes contain information about system requirements, installation, new features, upgrades, and updated documentation for HiQ 4.1.




HiQ Online Help January 1999

This help file describes how to use HiQ, an interactive problem-solving environment, to analyze, visualize, and document real-world science and engineering problems.

About Acrobat Reader with Search


Some versions of Acrobat Reader 3.0 do not include the **Search** plug-in. They have a **Find** command, but **Find** looks only for references in the current document. **Search** works with an index of the entire library, making a full-text search possible in Acrobat.

To see which version you have, click on the **Tools** menu. If you see  the bottom of the menu, you have the correct version. If you see only the **F** to install the version of Acrobat Reader with Search.



[click here](#)

LIBRARY





LabVIEW Library Help

Click on the following topics for helpful information.

Acrobat Reader Quick Reference

Search/Find Descriptions




Use the **Find** command to find a term or phrase in a current document.





Use the **Search** command to search for a term or phrase in several documents.

Please e-mail any documentation suggestions to techpubs@natinst.com.



Acrobat Reader Quick Reference





**NATIONAL
INSTRUMENTS™**

[SEARCH](#)

[CONTACT](#)

[HELP](#)

[LABVIEW](#)

Acrobat Reader - [LVLib.pdf]

File Edit View Tools Window Help

View page only

View page with bookmarks

View page with thumbnails

Move a page around on the screen

Zoom in or out (800% – 12%)

Select text

Navigate through the current document

Navigate through your previous views (like using "Back" in a Web browser)

Quick view changes of the page

Find a term or phrase in the current document


Search for a term or phrase across a body of documents

Sort through search results

Open a Web browser

Contact National Instruments

LIBRARY



National Instruments wants to receive your comments on our products and manuals. We are interested in the applications you develop with our products, and we want to help if you have problems.

Please contact our Technical Publications Department directly at techpubs@natinst.com to provide any information that you feel would improve our documentation.

- Were you able to find what you were looking for quickly?



- Did you find the LabVIEW Library easy to use?
- What suggestions do you have to improve the LabVIEW Library?

Web Support <http://www.natinst.com/support>

International Web Site

<http://www.natinst.com/niglobal>

Fax-on-Demand Support 512

418 1111


Telephone Support (North and South America) 512

795 8248

National Instruments Corporate Headquarters

11500 N Mopac Expwy Austin, Texas 78759-3504 USA

512 794 0100



SEARCH

CONTACT

HELP

LABVIEW



LIBRARY